



# Testing Result

Applicant BaBy SaBye

AI Service No R-us3-1632432

Report No. (8516)188-0104

## Sample Details

Product Name Baby Sling



Testing Result: **PASSED**

See following pages for Test Items details.

Approved by

Issue Date  
**07/20/2016**





CONSUMER PRODUCTS SERVICES DIVISION

## ASIAINSPECTION LIMITED

**Technical Report:** (8516)188-0104  
Date Received: July 12, 2016

July 19, 2016  
Page 1 of 7

BABY SABYE

Sample Description:	BABY SLING	Sample Size:	2
Vendor:	N/A	Style No(s):	PRODUCT REF (SKU):
Manufacturer:	N/A		BABY SLING - 6
			COLORS
Buyer:	N/A	SKN/SKU No.:	N/A
Labeled Age Grade:	NOT PRESENT	PO No.:	N/A
Appropriate Age Grade:	NOT REQUESTED	Ref #:	N/A
Client Specified Age Grade:	NOT SPECIFIED	Country of Origin:	THAILAND
Grade:			
Tested Age Grade:	N/A	Assortment No.:	N/A
UPC Code:	N/A	Country of Destination:	US

### EXECUTIVE SUMMARY:

The sample(s) MEET the following requirement(s):

- The requirements of ASTM F2236-14, "Standard Consumer Safety Specification for Soft Infant and Toddler Carriers".

Note: No packaging was provided with the submitted sample(s).

BUREAU VERITAS SHENZHEN CO., LTD.

Simon Chan  
Manager  
Toys And Juvenile Products Department

SC/ah



**RESULTS:**

**STANDARD CONSUMER SAFETY SPECIFICATION FOR SOFT INFANT AND TODDLERS CARRIERS (ASTM F2236-14)**

Section	Parameter / Requirement	Result
<b>5</b>	<b>General Requirements</b>	
5.1	There shall be no sharp points or edges as defined by 16 CFR 1500.48 and 16 CFR 1500.49 before and after testing.	M
5.2	There shall be no small parts as defined by 16 CFR 1501 before testing or liberated after testing.	M
5.3	The paint and surface-coating on the product shall comply with 16 CFR 1303.	NT
5.4	Prior to testing, any wood parts shall be smooth and free of splinters.	NA
5.5	The carrier designed with a locking and latching device must remain in the manufacturer's recommended use position before and after testing.	NA
5.6	Labeling (Test Method – Section 7.4) <ul style="list-style-type: none"> <li>Warning labels (including paper and non-paper) shall be permanent.</li> </ul>	NA
5.6.1	(Test Method – Section 7.5) <ul style="list-style-type: none"> <li>Warning statements applied directly onto the surface of the product by hot stamping, heat transfer, printing, wood burning, and so forth shall be permanent.</li> </ul>	NA
5.6.2	(Test Method – Section 7.6) <ul style="list-style-type: none"> <li>Non-paper warning labels shall not liberate small parts.</li> </ul>	NA
5.7	Flammability of Textile Products	-
5.7.1	There shall be no Class 2 or 3 fabrics used in the construction of a soft infant and toddler carrier when the product is evaluated against the requirements of 16 CFR 1610.	M
5.7.2	If a soft infant and toddler carrier is incapable of being evaluated to the requirements of 16 CFR 1610 due to construction characteristics, the product shall not be flammable as defined under 16 CFR 1500.3(c)(6)(vi) when tested in accordance with Consumer Safety Specification F963, Annex 5.	NA
5.8	Toy accessories attached to, removable from, or sold with an infant carrier, as well as their means of attachment, must meet applicable requirements of Consumer Safety Specification F963.	NA
<b>6</b>	<b>Performance Requirements</b>	
6.1	(Test Method – Section 7.1) <ul style="list-style-type: none"> <li>Leg openings shall not permit the passage of the Leg Opening Test Sphere.</li> </ul>	NA



**RESULTS:**



**STANDARD CONSUMER SAFETY SPECIFICATION FOR SOFT INFANT AND TODDLERS CARRIERS (ASTM F2236-14)**

Section	Parameter / Requirement	Result
6.2	(Test Method – Section 7.2) <ul style="list-style-type: none"> <li>Structural Integrity—Dynamic and static load testing shall not result in a hazardous condition as defined in Section 5 or result in a structural failure such as fasteners breaking or disengaging, or seams separating when tested in accordance with 7.2.1 and 7.2.2, respectively.</li> <li>Support/Shoulder Strap Slippage—Adjustable sections of support/shoulder straps shall not slip, in a manner that loosens the strap, more than 1 in. (25 mm) per strap from their original adjusted position after dynamic and static load testing is performed in accordance with 7.2.1 and 7.2.2, respectively.</li> </ul>	M  NA
6.3	(Test Method – Section 7.6) <ul style="list-style-type: none"> <li>The unbounded leg opening shall not allow complete passage of the truncated test cone during unbounded leg opening test</li> </ul>	M
6.4	Fastener Strength and Strap Retention (Test Method – 7.7)	-
6.4.1	Each unique fastener, except for leg opening adjustment fasteners as tested per 6.4.2, shall not break or disengage, and adjustable elements in straps shall not slip, in a manner that loosens the strap, more than 1 in. (2.5 cm) when tested in accordance with 7.7.1 and 7.7.2.	NA
6.4.2	Each unique fastener whose primary purpose is to adjust the size of the leg opening shall not break or disengage, and adjustable elements in straps shall not slip, in a manner that loosens the strap, more than 1 in. (2.5 cm) when tested in accordance with 7.7.1 and 7.7.3.	NA
<b>8</b>	<b>Marking and Labeling</b>	
8.1	Each product and its retail package shall be marked or labeled clearly and legibly to indicate the following:	NT
8.1.1	<ul style="list-style-type: none"> <li>The name of the manufacturer, distributor, or seller and either the place of business (city, state, and mailing address, including zip code) or telephone number, or both.</li> </ul>	NT
8.1.2	<ul style="list-style-type: none"> <li>A code mark or other means that identifies the date (month and year as a minimum) of manufacture.</li> </ul>	NT
8.2	<ul style="list-style-type: none"> <li>Any upholstery label required by law shall not be used to meet the requirement of 8.1.</li> </ul>	NT
8.3	Warning statements on each product shall be <ul style="list-style-type: none"> <li>in contrasting color(s)</li> <li>permanent</li> <li>conspicuous</li> <li>in sans serif style font</li> <li>in a prominent location and shall be separate and distinct from any other graphic or written material on the product. Any labels or written instructions provided in addition to those required by this section shall not obscure or confuse the meaning of the required information or be otherwise misleading to the consumer</li> </ul>	NT



**RESULTS:**



**STANDARD CONSUMER SAFETY SPECIFICATION FOR SOFT INFANT AND TODDLERS CARRIERS (ASTM F2236-14)**

Section	Parameter / Requirement	Result
8.3.1	<p>“” and “WARNING – FALL AND SUFFOCATION HAZARD” shall precede the warning statement.</p> <p>Type size:</p> <p>Safety alert symbol “” - minimum 0.2 in. (5 mm) high</p> <p>“WARNING – FALL AND SUFFOCATION HAZARD” - min. 0.2 in. (5 mm) high</p> <p>Text (upper case) - minimum 0.1 in. (2.5 mm) high</p>	<p>NT</p> <p>NT</p> <p>NT</p> <p>NT</p>
8.3.2	Warnings shall address the following:	-
8.3.2.1	<ul style="list-style-type: none"> <li>• Fall hazard</li> </ul> <p>(1) Hazard Statement:</p> <p>(a) FALL HAZARD - Infants can fall through a wide leg opening or out of carrier.</p> <p>(2) Precautionary Statements:</p> <p>(a) If unit has adjustable leg openings, the warning shall also address the following: Adjust leg openings to fit baby's legs snugly.</p> <p>(b) Before each use, make sure all ____ [fasteners/knots] are secure.</p> <p>(c) Take special care when leaning or walking.</p> <p>(d) Never bend at waist; bend at knees.</p> <p>(e) Only use this carrier for children between ____ lb and ____ lb.</p>	NT
8.3.2.2	<ul style="list-style-type: none"> <li>• Suffocation Hazards:</li> </ul> <p>(1) Hazard Statement:</p> <p>(a) SUFFOCATION HAZARD - Infants under 4 months can suffocate in this product if face is pressed tight against your body.</p> <p>(2) Precautionary Statements:</p> <p>(a) Do not strap baby too tight against your body.</p> <p>(b) Allow room for head movement.</p> <p>(c) Keep infant's face free from obstructions at all times.</p>	NT
8.3.3	<p>Warning Label Format</p> <p>Precautionary statements shall be indented from the hazard statements, preceded with bullet points, and not be longer than the hazard statement.</p> <p>White space of at least 0.2 in. (2.5 mm) in height shall exist between hazard categories. The label shall be contained within a solid line border. The signal word “WARNING” and “FALL AND SUFFOCATION HAZARD” shall be delineated with solid line borders. Overall height and width of the label may be modified as necessary to fit on the product. An example of the warning label format described in this section is shown in Fig. 5 (white is used as the contrasting background color to the black text).</p>	NT
8.4	For soft infant and toddler carriers that have use positions where the child can either face the caregiver or be in an outward facing position, the carrier shall be labeled clearly and legibly with an informational statement addressing the following:	-
8.4.1	<ul style="list-style-type: none"> <li>• Child must face towards you until he or she can hold head upright.</li> </ul>	NT



**RESULTS:**

**STANDARD CONSUMER SAFETY SPECIFICATION FOR SOFT INFANT AND TODDLERS CARRIERS (ASTM F2236-14)**

Section	Parameter / Requirement	Result
<b>9</b>	<b>Instructional Literature</b>	
9.1	Instructions <ul style="list-style-type: none"> <li>• must be provided with the product, and</li> <li>• shall be easy to read and understand.</li> <li>• for assembly, use, maintenance and cleaning of the product, and warning, where applicable, must be included.</li> </ul>	NT
9.1.1	Instructions shall address the following:	-
9.1.1.1	<ul style="list-style-type: none"> <li>• Read all instructions before assembling and using the soft carrier.</li> </ul>	NT
9.1.1.2	<ul style="list-style-type: none"> <li>• Keep instruction for future use.</li> </ul>	NT
9.1.1.3	<ul style="list-style-type: none"> <li>• Check to assure all buckles, snaps, straps, and adjustment are secure before each use.</li> </ul>	NT
9.1.1.4	<ul style="list-style-type: none"> <li>• Check for ripped seams, torn straps or fabric and damaged fasteners before each use.</li> </ul>	NT
9.1.1.5	<ul style="list-style-type: none"> <li>• Ensure proper placement of child in product including leg placement.</li> </ul>	NT
9.1.1.6	<ul style="list-style-type: none"> <li>• For soft carriers that have use positions where the child can either face the caregiver or be in an outward facing position, an informational statement shall address the following: (1) Child must face towards you until he or she can hold head upright.</li> </ul>	NT
9.1.1.7	<ul style="list-style-type: none"> <li>• Premature infants, infants with respiratory problems, and infants under 4 months are at greatest risk of suffocation.</li> </ul>	NT
9.1.1.8	<ul style="list-style-type: none"> <li>• Never use a soft carrier when balance or mobility is impaired because of exercise, drowsiness, or medical conditions.</li> </ul>	NT
9.1.1.9	<ul style="list-style-type: none"> <li>• Never use a soft carrier while engaging in activities such as cooking and cleaning which involve a heat source or exposure to chemicals.</li> </ul>	NT
9.1.1.10	<ul style="list-style-type: none"> <li>• Never wear a soft carrier while driving or being a passenger in a motor vehicle.</li> </ul>	NT
9.2	Warning Statements with the Instructional Literature:	-
9.2.1	Warnings in the Instructional Literature shall address the items in 8.3 <ul style="list-style-type: none"> <li>• “” and “WARNING – FALL HAZARD” shall precede the warning statement.</li> <li>• Small children can fall through a leg opening. Follow instruction for use. (8.3.2.1)</li> <li>• Only use this carrier for children between ____ lb and ____ lb. (8.3.2.2)</li> </ul>	NT
9.2.2	Type size:	-
	Safety alert symbol “  ” - minimum 0.2 in. (5 mm) high	NT
	“WARNING” - minimum 0.2 in. (5 mm) high	NT
	Text (upper case) - minimum 0.1 in. (2.5 mm) high	NT
9.3	<ul style="list-style-type: none"> <li>• Instruction literature shall include name and either place of business (city, state, and mailing address, including zip code) or telephone number of either the manufacturer, importer, distributor, or seller.</li> </ul>	NT



**RESULTS:**

**STANDARD CONSUMER SAFETY SPECIFICATION FOR SOFT INFANT AND TODDLERS CARRIERS (ASTM F2236-14)**

Section	Parameter / Requirement	Result
9.4	For soft infant carriers that have a use position where the child is intended to face the caregiver, instructional literature shall address the informational item in 8.4. <ul style="list-style-type: none"><li>• Child must face towards you until he or she can hold head upright.</li></ul>	NT

*M = Meet NM = Not Meet NA = Not Applicable NT = Not Tested R = Refer to Comment Section*



**RESULTS:**

